

Instructions for authors

What is my role?

As an author of a project, you should enter your personal declaration of interests. You may use your previous declaration of interests as a template, if applicable.

How do I log in?

After you have been assigned as an author for a project on the platform, you will receive an e-mail with a link to the project.

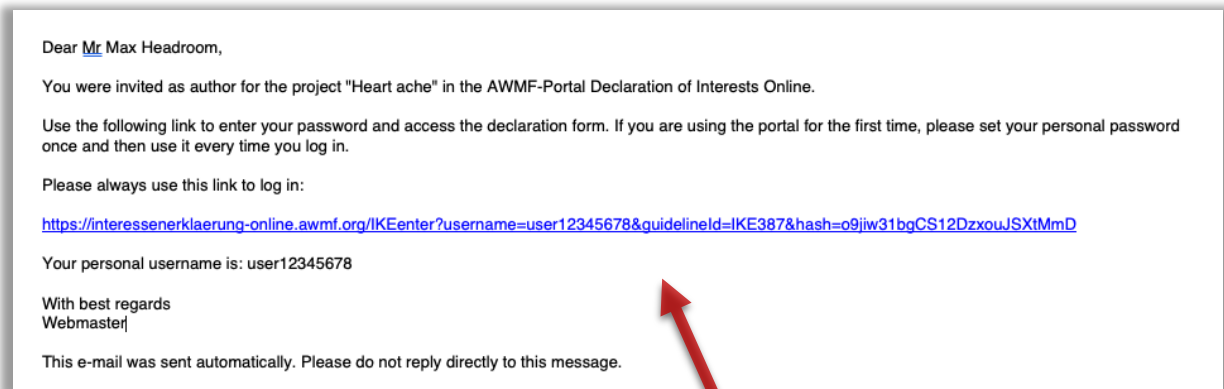


Figure 1: Invitation email

This link remains valid for the entire project. When logging in for the first time, you will be asked to create a personal password, which you must enter each time you log in again.



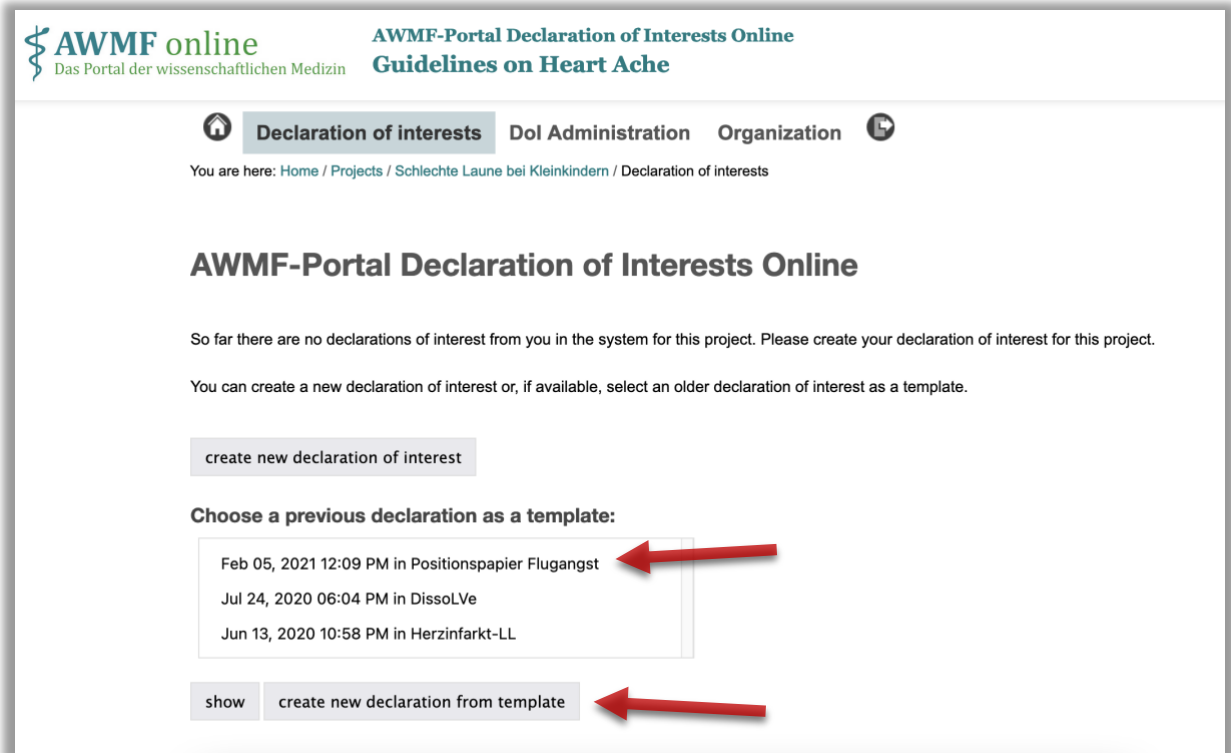
Figure 1: Log in

If you forget your password, you can request a new one using the link below the registration form. You will then receive an email with a link to create a new password.

How can I enter my declaration of interests?

Click on the link in your invitation email to go to the project.

You can enter your declaration of interests for the project by creating a new declaration of interests or using a previous declaration of interests stored in the system as a template.



AWMF online Das Portal der wissenschaftlichen Medizin

AWMF-Portal Declaration of Interests Online
Guidelines on Heart Ache

Declaration of interests | **DoI Administration** | **Organization**

You are here: [Home](#) / [Projects](#) / [Schlechte Laune bei Kleinkindern](#) / [Declaration of interests](#)

AWMF-Portal Declaration of Interests Online

So far there are no declarations of interest from you in the system for this project. Please create your declaration of interest for this project.

You can create a new declaration of interest or, if available, select an older declaration of interest as a template.

[create new declaration of interest](#)

Choose a previous declaration as a template:

- Feb 05, 2021 12:09 PM in Positionspapier Flugangst
- Jul 24, 2020 06:04 PM in Dissolve
- Jun 13, 2020 10:58 PM in Herzinfarkt-LL

[show](#) [create new declaration from template](#)

Figure 2: Choosing a template for the declaration of interests

Select "create new declaration of interest" if you do not want or cannot use a previous declaration of interest as a template. An empty form opens in which you can enter your data.

If you already have previous declarations in the system, they will be listed and can be selected. You can view your previous declarations to check the content. Select "create new declaration from template" to use the highlighted declaration as a template. A form opens in which the information from the earlier declaration is preset. You can edit the data and save it as a new declaration.

Your declaration will be automatically submitted for evaluation when you save it.

How can I delete my declaration?

You can delete your saved declarations as long as they have not yet been rated.

To do this, select the relevant declaration and click on “delete”.

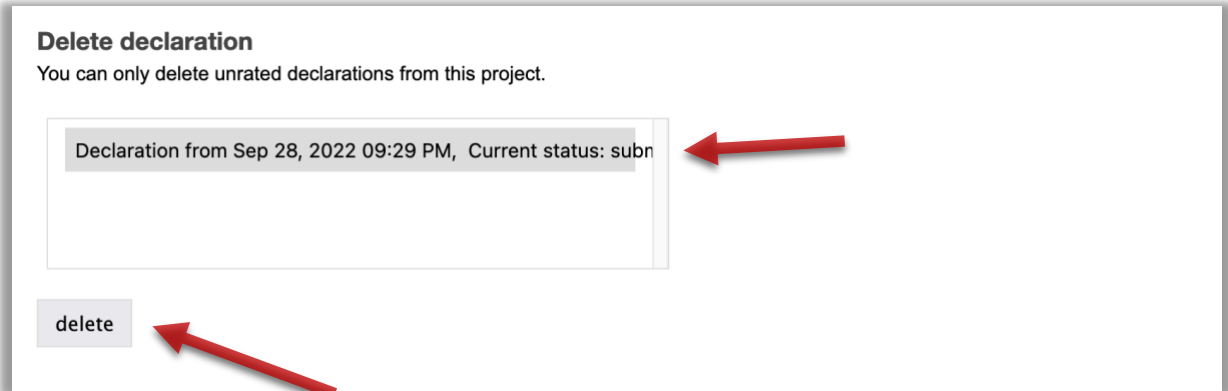


Figure 4: Deletion of declarations of interests

How can I export my declaration?

After saving you will see the declaration in view mode. At the bottom you will find links to various export formats (each MS Word) and to the print form (Figure 5).




Figure 5: Export formats